

Scaled data based on original data using
LM-79-08 Approved Method: Electrical and Photometric Measurements of Solid-
State Lighting Products

Test Report Prepared for
Cooper Lighting Solutions
(formerly Eaton)

Brand: McGRAW-EDISON

Report Number: P387077

Luminaire Tested: **GWC-SA2D-740-U-T4W**

Issue Date: 3/3/2020

Test Information

Test Method: LM-79-08
Report Number: P387077
TEST IS SCALED FROM IESNA LM-79-08 TEST DATA (G2-1903-205-18)
Test Lab: INNOVATION CENTER
Issue Date: 3/3/2020
Manufacturer: COOPER LIGHTING SOLUTIONS (FORMERLY EATON)
Product Line: MCGRAW-EDISON
Catalog Number: GWC-SA2D-740-U-T4W
Description: GALLEON WALL LUMINAIRE
(2) 70 CRI, 4000K, 1200mA LIGHTSQUARES WITH 16 LEDS EACH AND TYPE IV WIDE OPTICS
Light Source: -
Ballast/Driver: ELECTRONIC DRIVER

Summary

Lumens per Lamp: N/A
Luminaire Lumens: 16080 lumens
Efficiency: N/A
Efficacy: 124.7 lumens/watt
Luminous Opening: Rectangular (W 1' x L: 0.5' x H: 0')
IES Classification: Type IV - Short
BUG Rating: B3 - U0 - G3

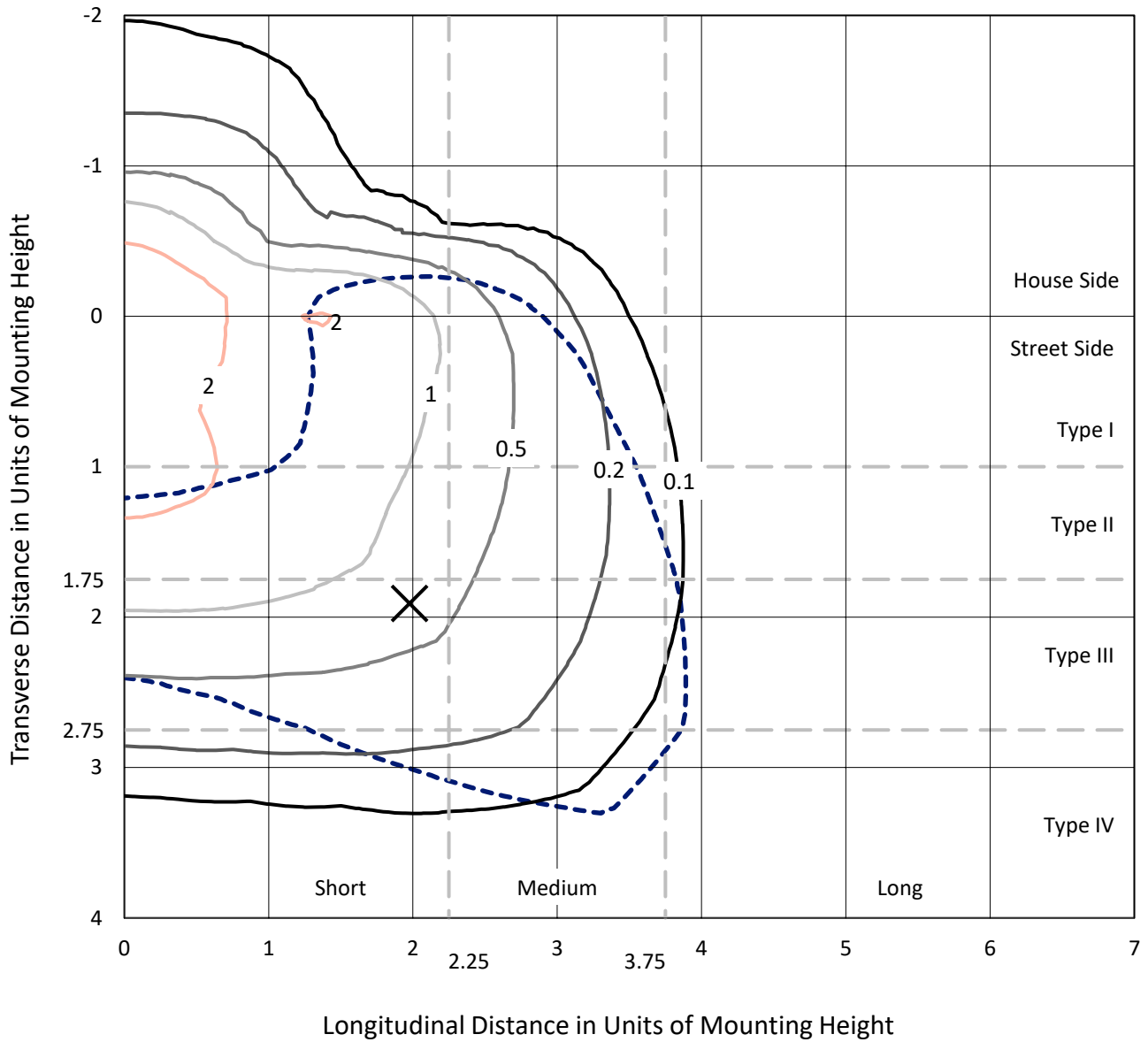
Input Watts (W): 129
Input Voltage (V): NR
Input Current (Ain): NR
Voltage Rise (V): NR
Power Factor: NR
Total Harmonic Distortion (THDi): NR
Frequency (hertz): 60
Stabilization Time: NR
Operation Time: NR
Ambient Temperature (°C): NR
Test Distance: 24 FT



REPORT NUMBER: P387077
 CATALOG NUMBER: GWC-SA2D-740-U-T4W

Iso-Footcandle Lines of Horizontal Illumination

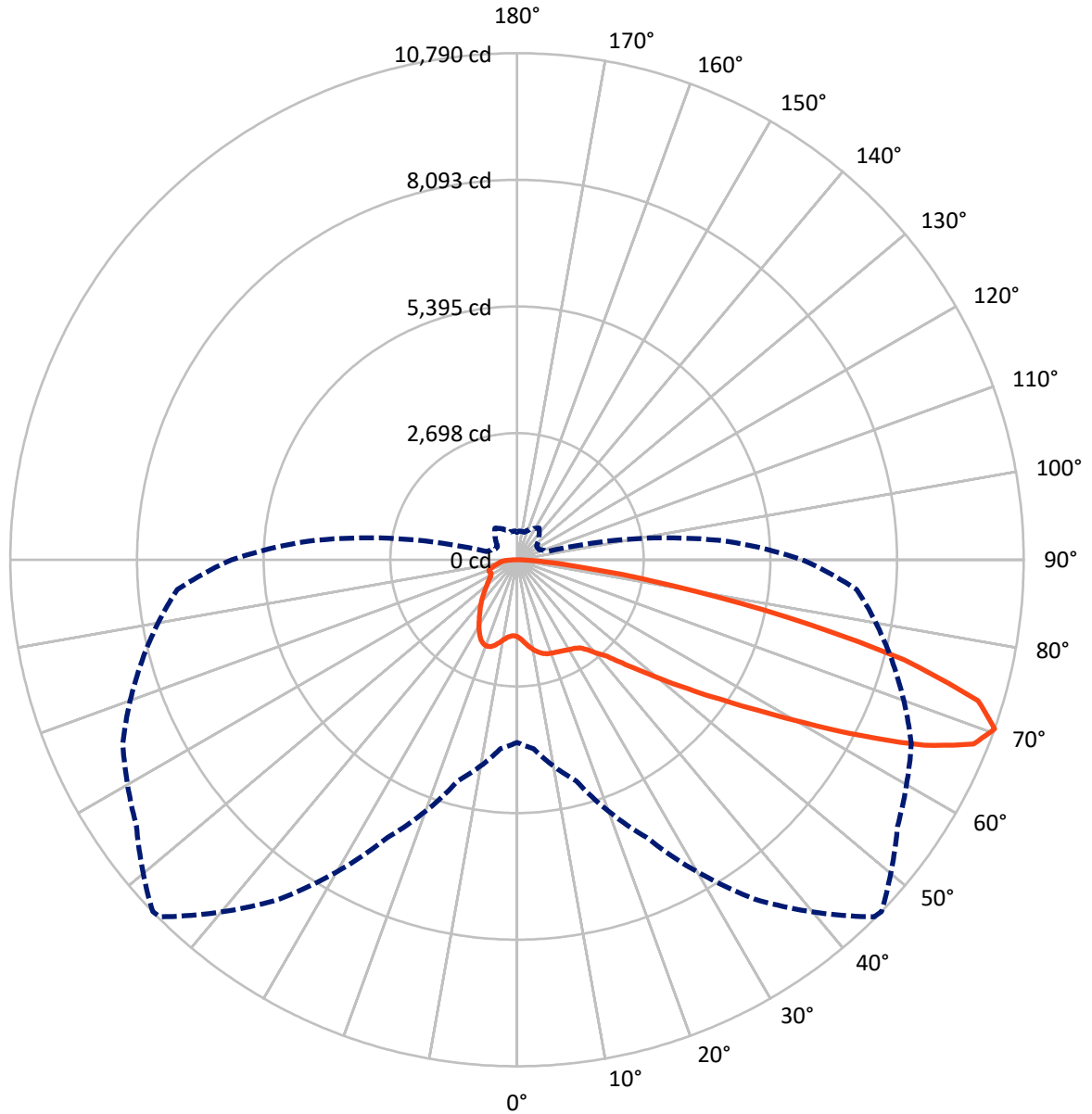
× Max cd
 - - - 1/2 Max cd



Based on 25 foot mounting height. Maximum calculated value = 3.3 fc
 Type IV - Short - N/A

REPORT NUMBER: P387077
CATALOG NUMBER: GWC-SA2D-740-U-T4W

Luminous Intensity Polar Plot



— Vertical Plane Through 46-Deg Lateral - - - Horizontal Cone Through 70-Deg Vertical

REPORT NUMBER: P387077

CATALOG NUMBER: GWC-SA2D-740-U-T4W

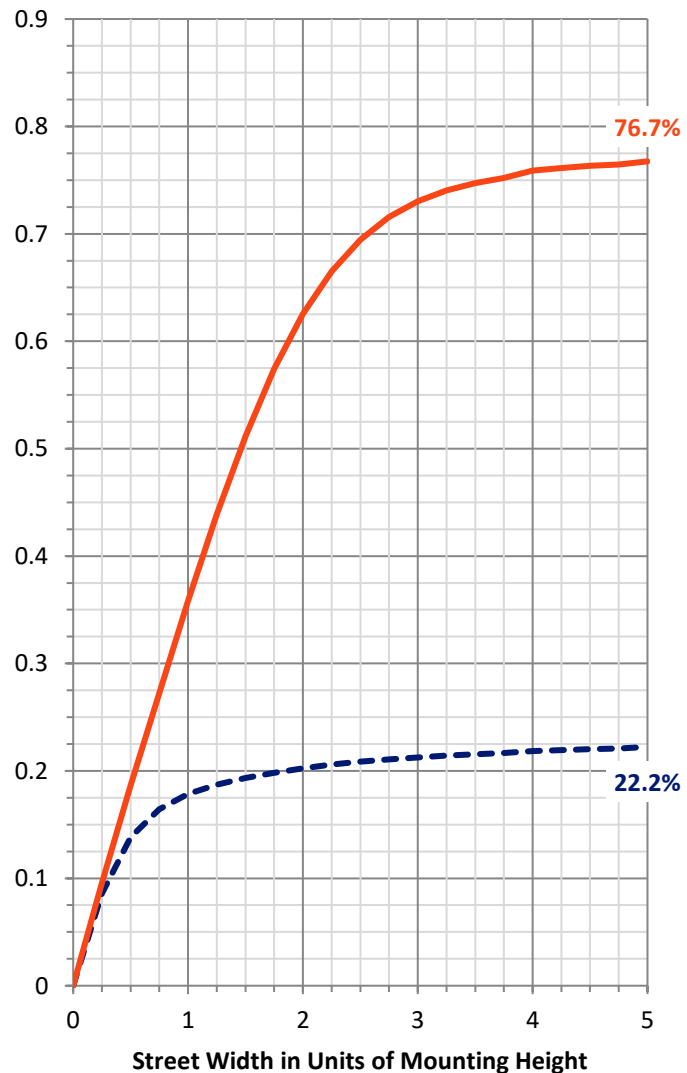
FLUX DISTRIBUTION:

		Downward	Upward	Total
House Side	Lumens	3685.5	0.0	3685.5
	% Fixture	22.9	0.0	22.9
Street Side	Lumens	12394.5	0.0	12394.5
	% Fixture	77.1	0.0	77.1
Total	Lumens	16080.0	0.0	16080.0
	% Fixture	100.0	0.0	100.0

Coefficient of Utilization

ZONAL LUMENS:

Zone	Lumens	% Fixture
0°-10°	167.0	1.0
10°-20°	556.4	3.5
20°-30°	927.8	5.8
30°-40°	1316.5	8.2
40°-50°	1936.6	12.0
50°-60°	3279.6	20.4
60°-70°	4655.3	29.0
70°-80°	2828.1	17.6
80°-90°	412.7	2.6
90°-100°	0.0	0.0
100°-110°	0.0	0.0
110°-120°	0.0	0.0
120°-130°	0.0	0.0
130°-140°	0.0	0.0
140°-150°	0.0	0.0
150°-160°	0.0	0.0
160°-170°	0.0	0.0
170°-180°	0.0	0.0
0°-90°	16080.0	100.0
0°-180°	16080.0	100.0



REPORT NUMBER: P387077

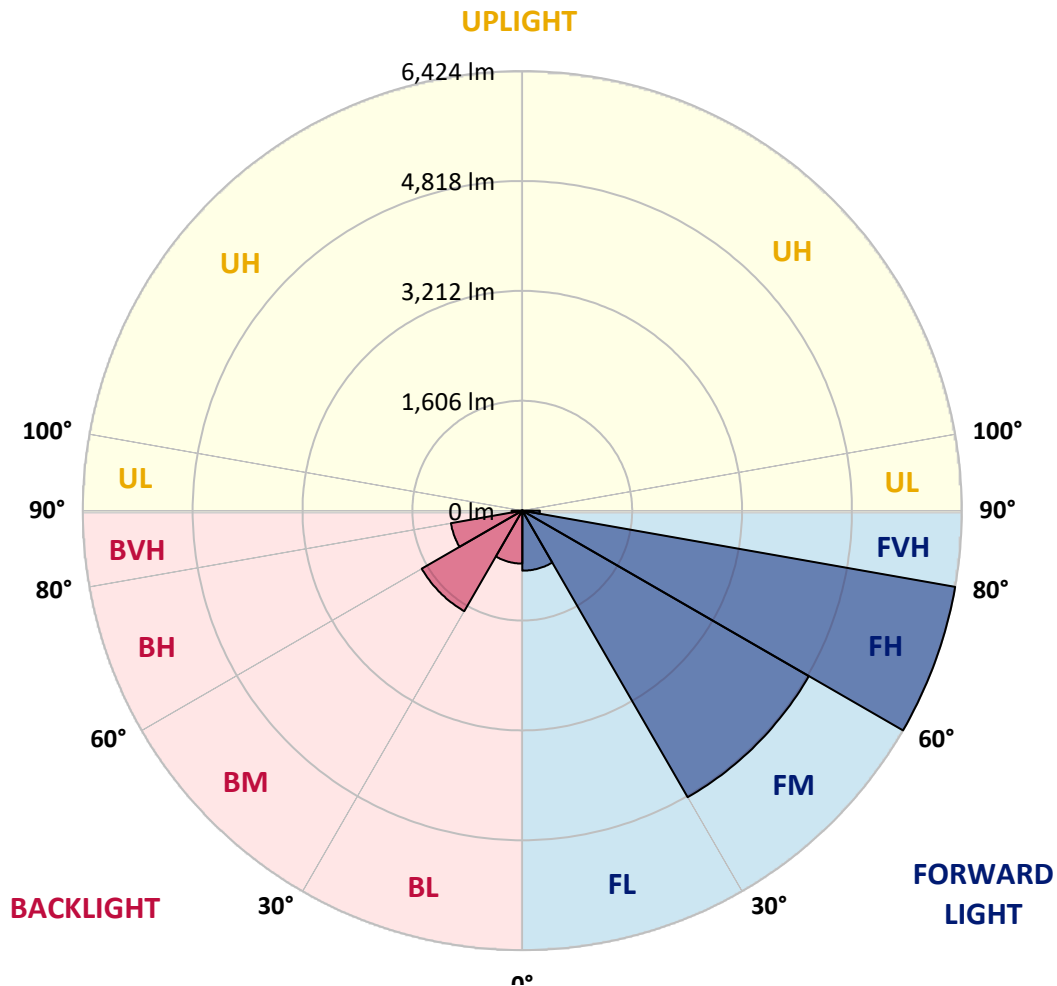
CATALOG NUMBER: GWC-SA2D-740-U-T4W

LUMINAIRE CLASSIFICATION SYSTEM LUMEN TABLE AND BUG RATING:

Zone	Lumens	% Fixture	Zone Rating/Lumen Limit		
			B	U	G
FL (0°-30°)	877.4	5.5			
FM (30°-60°)	4836.1	30.1			
FH (60°-80°)	6423.9	39.9			G3/7500
FVH (80°-90°)	257.1	1.6			G3/500
BL (0°-30°)	773.8	4.8	B2/1000		
BM (30°-60°)	1696.5	10.6	B2/2500		
BH (60°-80°)	1059.5	6.6	B3/2500		G3/2500
BVH (80°-90°)	155.6	1.0			G2/225
UL (90°-100°)	0.0	0.0		U0/0	
UH (100°-180°)	0.0	0.0		U0/0	

BUG Rating: B3-U0-G3

Type IV Short





REPORT NUMBER: P387077

CATALOG NUMBER: GWC-SA2D-740-U-T4W

CANDELA DISTRIBUTION (FULL):

	0°	5°	15°	25°	35°	45°	46°	55°	65°	75°	85°
0°	1638.2	1638.2	1638.2	1638.2	1638.2	1638.2	1638.2	1638.2	1638.2	1638.2	1638.2
2.5°	1720.2	1721.3	1723.5	1718.0	1702.6	1698.2	1696.6	1680.6	1670.2	1654.7	1641.5
5°	1857.8	1858.9	1855.6	1840.2	1806.1	1780.8	1778.6	1742.2	1709.2	1674.0	1647.6
7.5°	2001.4	2003.1	1992.6	1963.5	1915.6	1871.6	1868.8	1819.3	1769.2	1715.8	1676.2
10°	2128.6	2121.9	2104.9	2064.2	2007.5	1953.6	1951.4	1899.6	1841.8	1777.5	1724.6
12.5°	2213.3	2207.8	2185.8	2136.3	2074.1	2024.5	2020.1	1972.3	1916.1	1845.7	1782.4
15°	2260.1	2263.9	2234.2	2178.1	2117.5	2075.7	2071.9	2037.8	1987.7	1916.7	1844.0
17.5°	2266.1	2269.4	2240.8	2185.2	2135.7	2107.1	2105.4	2082.9	2046.6	1978.3	1902.4
20°	2230.9	2233.1	2209.4	2163.8	2131.3	2122.5	2121.9	2112.0	2085.1	2024.5	1950.8
22.5°	2179.7	2181.4	2164.3	2131.3	2120.3	2134.1	2137.9	2134.1	2114.8	2058.1	1988.8
25°	2167.1	2166.0	2148.4	2114.8	2124.2	2153.3	2158.3	2159.9	2146.7	2097.2	2037.2
27.5°	2228.2	2224.3	2190.7	2136.8	2142.9	2178.1	2184.7	2200.6	2192.4	2148.9	2092.2
30°	2404.8	2398.2	2329.4	2220.5	2190.7	2208.9	2217.2	2242.5	2244.1	2207.8	2165.4
32.5°	2703.1	2694.8	2571.5	2376.7	2271.6	2240.3	2248.0	2285.9	2306.3	2278.2	2232.6
35°	3080.0	3070.7	2908.9	2642.5	2407.0	2300.2	2305.7	2336.0	2376.7	2337.1	2276.6
37.5°	3472.9	3450.4	3294.6	2955.1	2622.2	2428.5	2428.5	2432.3	2451.6	2369.0	2328.3
40°	3863.6	3841.1	3700.2	3322.7	2900.6	2630.4	2617.8	2532.5	2517.1	2446.1	2432.3
42.5°	4226.8	4220.2	4137.1	3738.2	3227.5	2829.1	2811.5	2666.7	2670.0	2626.0	2626.6
45°	4613.1	4613.1	4545.5	4157.5	3608.3	3148.3	3130.6	2917.7	2950.7	2930.3	2979.3
47.5°	4928.5	4938.4	4929.0	4594.4	4051.3	3553.8	3521.9	3265.5	3357.9	3427.8	3570.3
50°	5250.4	5265.8	5267.5	5073.7	4586.7	4035.9	3999.6	3727.2	3933.5	4133.8	4413.9
52.5°	5717.6	5752.3	5614.1	5552.0	5242.7	4608.2	4572.4	4320.9	4665.4	4946.6	5429.2
55°	6150.7	6120.4	6021.9	6060.4	5944.9	5259.7	5232.8	5012.1	5481.0	5846.4	6473.2
57.5°	6385.1	6382.9	6482.0	6647.1	6702.1	6063.2	6040.6	5826.0	6400.5	6675.1	7453.2
60°	6660.3	6664.1	6909.5	7284.3	7511.0	7063.6	7053.7	6890.8	7293.7	7448.8	8222.0
62.5°	6698.8	6768.1	7190.7	7835.7	8268.2	8232.5	8254.5	7850.0	8092.7	8066.3	8796.0
65°	6255.8	6347.1	7112.1	8002.4	9021.0	9510.8	9531.2	8814.7	8722.8	8594.0	9001.2
67.5°	5347.8	5483.2	6314.1	7639.8	9269.2	10455.7	10484.3	9562.5	9245.6	8772.9	8507.1
70°	3891.7	4041.9	4878.4	6524.9	8826.8	10757.8	10790.2	9893.3	9265.4	8263.8	7262.3
72.5°	2350.9	2468.6	3158.2	4803.6	7449.9	10207.5	10265.3	9473.9	8459.2	6999.8	5362.7
75°	1032.4	1109.4	1527.1	2768.0	5333.5	8445.4	8517.5	8109.2	6873.2	5087.0	3169.7
77.5°	439.7	461.7	626.2	1202.4	3015.1	5771.0	5870.0	5925.1	4663.2	2768.0	1339.4
80°	274.0	282.9	354.4	544.2	1411.0	3241.3	3348.0	3486.1	2315.7	1017.5	467.8
82.5°	166.7	176.6	235.5	329.1	734.6	1469.3	1520.5	1617.9	898.6	439.7	242.1
85°	100.2	107.3	144.2	208.0	418.2	577.8	577.3	638.3	423.2	282.9	127.7
87.5°	47.9	53.4	77.0	107.9	210.8	216.8	203.1	230.0	257.0	185.5	64.4
90°	0.0	0.0	0.0	0.0	0.0	0.0	0.0	0.0	0.0	0.0	0.0



REPORT NUMBER: P387077

CATALOG NUMBER: GWC-SA2D-740-U-T4W

CANDELA DISTRIBUTION (continued):

	90°	95°	105°	115°	125°	135°	145°	155°	165°	175°	180°
0°	1638.2	1638.2	1638.2	1638.2	1638.2	1638.2	1638.2	1638.2	1638.2	1638.2	1638.2
2.5°	1637.1	1634.9	1627.8	1622.3	1621.2	1617.9	1615.1	1616.8	1619.0	1619.5	1619.5
5°	1636.6	1630.5	1621.2	1617.3	1622.3	1628.9	1637.1	1648.1	1654.7	1659.7	1663.0
7.5°	1663.0	1651.4	1641.0	1638.8	1648.7	1666.3	1685.0	1708.1	1724.1	1735.1	1737.3
10°	1707.0	1692.7	1682.3	1684.5	1702.1	1727.4	1753.8	1783.5	1807.7	1822.6	1823.7
12.5°	1757.7	1743.9	1734.0	1743.3	1772.5	1803.3	1830.8	1856.7	1878.7	1893.6	1893.6
15°	1816.0	1806.1	1794.5	1816.0	1855.6	1883.1	1894.7	1907.3	1919.4	1930.4	1928.2
17.5°	1872.1	1862.8	1856.7	1882.0	1923.3	1935.9	1928.2	1918.9	1918.9	1924.9	1926.0
20°	1920.5	1912.3	1916.1	1940.9	1962.4	1949.2	1920.5	1890.8	1878.7	1882.0	1885.3
22.5°	1962.9	1959.1	1970.6	1982.2	1966.8	1920.5	1867.7	1827.5	1812.7	1811.6	1812.7
25°	2012.4	2011.9	2026.2	2005.3	1937.0	1851.8	1780.8	1741.7	1733.4	1740.0	1751.0
27.5°	2074.1	2080.1	2087.3	2010.8	1876.5	1747.7	1675.7	1648.7	1656.9	1672.9	1683.4
30°	2152.8	2169.3	2153.9	1997.0	1789.6	1628.9	1560.1	1552.4	1575.0	1597.5	1608.5
32.5°	2229.3	2255.1	2217.7	1961.3	1677.3	1502.9	1449.5	1447.3	1474.8	1496.8	1512.2
35°	2290.9	2342.1	2265.6	1890.3	1547.4	1386.8	1347.7	1332.8	1342.7	1368.6	1386.2
37.5°	2371.2	2456.5	2298.6	1781.9	1406.6	1291.0	1245.3	1211.2	1202.4	1212.9	1221.7
40°	2518.2	2631.0	2314.0	1630.5	1269.0	1195.2	1149.0	1098.9	1064.3	1039.0	1039.5
42.5°	2758.1	2858.2	2304.1	1446.7	1141.9	1101.7	1049.4	991.6	935.5	878.3	873.9
45°	3147.7	3196.1	2274.4	1251.9	1030.2	1003.7	954.8	897.0	822.1	757.2	751.2
47.5°	3771.2	3663.9	2228.2	1081.9	931.7	920.6	875.5	808.9	729.7	677.4	673.0
50°	4621.4	4339.1	2205.6	946.5	844.7	848.0	811.1	740.7	665.9	627.3	622.9
52.5°	5638.4	5125.5	2249.1	842.0	774.8	786.4	758.9	692.8	630.1	599.8	595.4
55°	6693.3	5939.9	2295.8	766.0	708.8	731.3	722.0	667.5	610.8	582.8	578.9
57.5°	7596.3	6548.0	2202.3	704.4	649.9	685.1	693.4	651.6	600.9	575.6	571.2
60°	8164.8	6792.9	1956.9	646.6	603.1	648.3	676.9	647.2	604.8	602.6	599.3
62.5°	8434.4	6771.4	1588.7	600.9	574.0	632.3	689.0	671.9	648.8	668.6	670.3
65°	8313.4	6447.8	1183.1	570.7	553.0	638.3	725.3	718.7	661.5	681.3	684.0
67.5°	7516.5	5675.8	876.1	544.2	529.9	655.4	791.3	734.1	636.7	651.0	642.2
70°	6075.3	4499.8	675.8	514.5	506.3	653.2	821.0	724.7	609.7	613.0	589.4
72.5°	4189.4	3068.5	549.7	487.0	472.2	595.4	800.1	701.6	587.2	561.9	530.5
75°	2278.2	1647.0	467.2	458.4	412.2	522.8	761.6	685.1	566.8	533.2	515.6
77.5°	896.4	683.5	405.6	419.3	360.4	461.7	718.7	653.8	538.7	494.7	485.9
80°	365.9	348.9	336.2	362.6	309.8	403.9	667.0	616.9	505.2	458.9	441.3
82.5°	207.5	216.8	261.4	286.2	251.5	372.0	642.2	587.2	465.0	411.1	390.2
85°	106.2	127.1	182.1	205.3	184.9	316.4	591.6	514.0	373.1	314.8	316.4
87.5°	51.2	71.0	115.0	128.8	120.0	228.9	441.9	372.6	290.6	230.0	222.9
90°	0.0	0.0	0.0	0.0	0.0	0.0	0.0	0.0	0.0	0.0	0.0

Signify Classified - Internal
Cooper Lighting Solutions Photometric Lab
1121 Highway 74 South
Peachtree City, GA 30269

Scaled Data Report



Report Generated By 670245982

Signify Classified - Internal
Cooper Lighting Solutions Photometric Lab
1121 Highway 74 South
Peachtree City, GA 30269

Scaled Data Report



Signify Classified - Internal
Cooper Lighting Solutions Photometric Lab
1121 Highway 74 South
Peachtree City, GA 30269

Scaled Data Report



Signify Classified - Internal
Cooper Lighting Solutions Photometric Lab
1121 Highway 74 South
Peachtree City, GA 30269

Scaled Data Report



Signify Classified - Internal
Cooper Lighting Solutions Photometric Lab
1121 Highway 74 South
Peachtree City, GA 30269

Scaled Data Report



--- HS — SS

Signify Classified - Internal
Cooper Lighting Solutions Photometric Lab
1121 Highway 74 South
Peachtree City, GA 30269

Scaled Data Report



u

Signify Classified - Internal
Cooper Lighting Solutions Photometric Lab
1121 Highway 74 South
Peachtree City, GA 30269

Scaled Data Report



Signify Classified - Internal
Cooper Lighting Solutions Photometric Lab
1121 Highway 74 South
Peachtree City, GA 30269

Scaled Data Report



(END OF REPORT)